



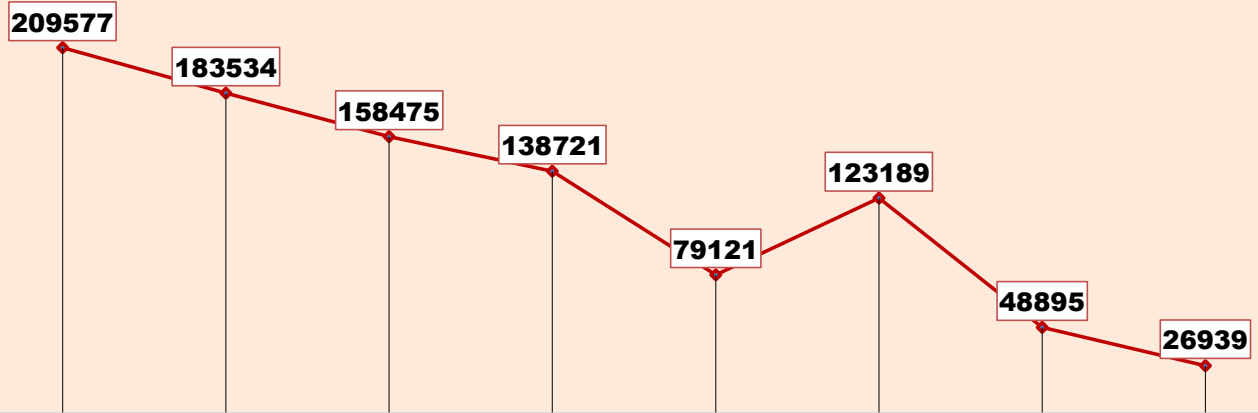
ग्रामीण गृहनिर्माण

दैनिक प्रगती अहवाल :

०८.०९.२०२३

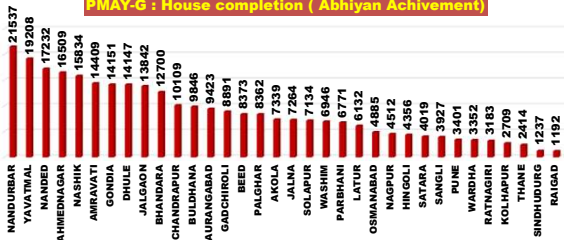
प्रधानमंत्री आवास योजना ग्रामीण – मंजूरी, पूर्ण घरकुले, हप्ते वितरण, भूमिहीन, आर्थिकदृष्ट्या अपुर्ण
राज्य पुरस्कृत ग्रामीण आवास योजना – मंजूरी, पूर्ण घरकुले, हप्ते वितरण, आर्थिकदृष्ट्या अपुर्ण

योजना	एकूण मंजूरी	दैनिक मंजूरी	एकूण पूर्ण	दैनिक पूर्ण घरकुले	दैनिक पहिला हप्ता वितरीत	दैनिक दुसरा हप्ता वितरीत	दैनिक तिसरा हप्ता वितरीत
प्रधानमंत्री आवास योजना ग्रामीण	१३९०२९३	०	११७८५३६	२९३	४६	७६	१०२
राज्य योजना	६१८३६३	५२३	४३९९७६	२८९	७४५	२८५	२७९
एकूण	२००८६५६	५२३	१६१७७१२	५७४	७९१	३६१	३८१

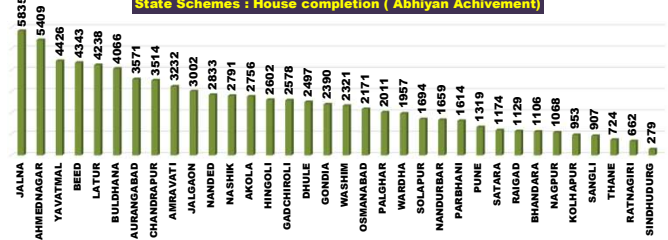


पहिला हप्ता मिळाल्यानंतर ३ महिने उलटूनही अपुर्ण घरकुले
 पहिला हप्ता मिळाल्यानंतर ६ महिने उलटूनही अपुर्ण घरकुले
 पहिला हप्ता मिळाल्यानंतर ९ महिने उलटूनही अपुर्ण घरकुले
 पहिला हप्ता मिळाल्यानंतर १२ महिने उलटूनही अपुर्ण घरकुले
 पहिला हप्ता मिळाल्यानंतर १८ महिने उलटूनही अपुर्ण घरकुले
 पहिला हप्ता मिळाल्यानंतर १० दिवसानंतरही दुसरा हप्ता न मिळालेली घरकुले
 दुसरा हप्ता मिळाल्यानंतर १० दिवसानंतरही तिसरा हप्ता न मिळालेली घरकुले
 तिसरा हप्ता मिळाल्यानंतर १० दिवसानंतरही अपुर्ण घरांची संख्या

PMAY-G : House completion (Abhiyan Achievement)



State Schemes : House completion (Abhiyan Achievement)

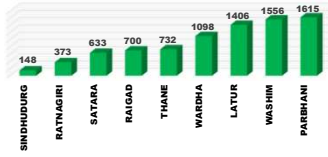


राज्य व्यवस्थापन कक्ष- ग्रामीण गृहनिर्माण

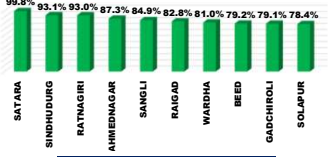
४ था मजला, दक्षिण कक्ष, सिडको भवन, सीबीडी बेलापूर, नवी मुंबई - ४०० ६१४.

Top and Bottom Ten Districts

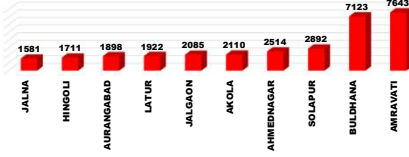
PMAY-G Delayed Houses TOP 10 Dist.



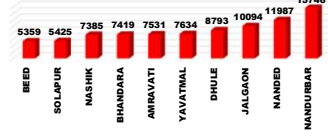
State Schemes Sanction TOP 10 Dist.



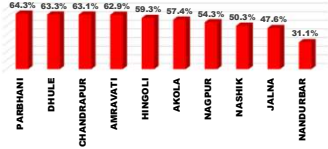
PMAY-G Remaining 1st Installments Bottom 10 Dist.



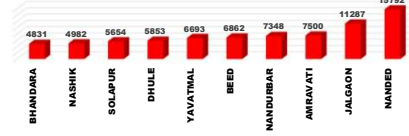
PMAY-G Delayed Houses Bottom 10 Dist.



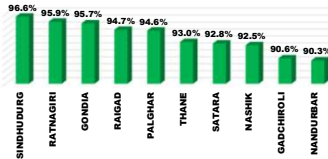
State Schemes Sanction Bottom 10 Dist.



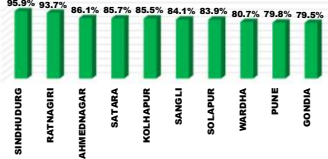
PMAY-G Remaining 2nd Installments Bottom 10 Dist.



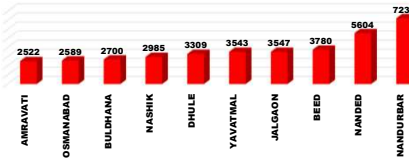
PMAY-G Completion TOP 10 Dist.



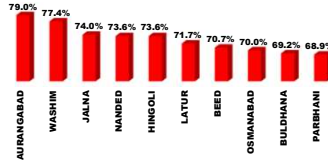
State Schemes Completion TOP 10 Dist.



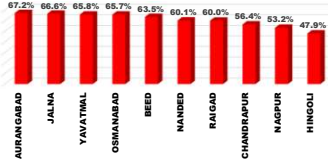
PMAY-G Remaining 3rd Installments Bottom 10 Dist.



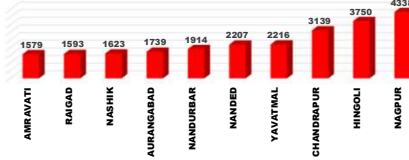
PMAY-G Completion Bottom 10 Dist.



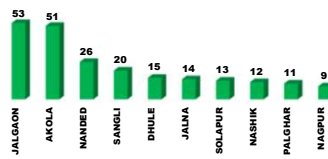
State Schemes Completion Bottom 10 Dist.



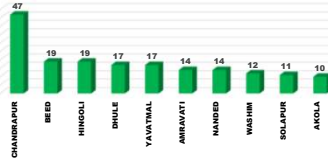
State Schemes Remaining 1st Installments Bottom 10 Dist.



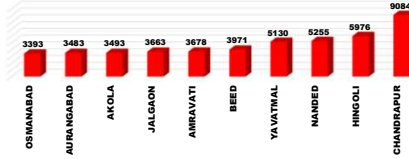
PMAY-G Daily Completion Top 10 Dist.



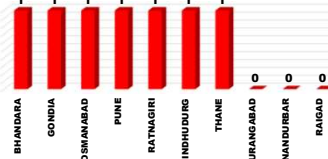
State Schemes Daily Completion Top 10 Dist.



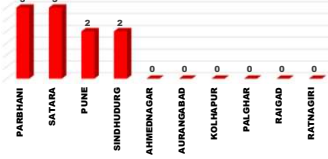
State Schemes Remaining 2nd Installments Bottom 10 Dist.



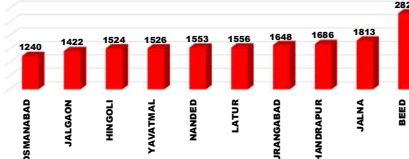
PMAY-G Daily Completion Bottom 10 Dist.



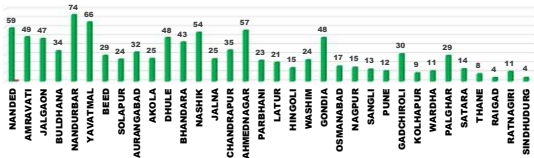
State Schemes Daily Completion Bottom 10 Dist.



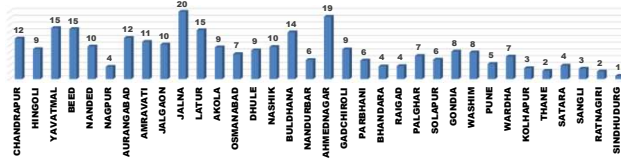
State Schemes Remaining 3rd Installments Bottom 10 Dist.



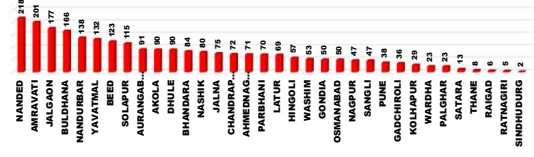
PMAY-G : Current Pace of Completion Per Day (Abhiyan)



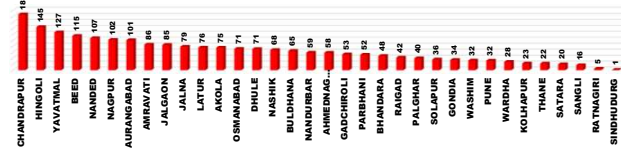
State Schemes : Current Pace of Completion Per Day (Abhiyan)



PMAY-G Required Pace of Completion Per Day



State Schemes Required Pace of Completion Per Day



प्रधानमंत्री आवास योजना ग्रामीण - मंजूरी (PWL+Awaas Plus)

Sr. No.	Division	Target (PWL+Awaas Plus)	07.09.2023	08.09.2023	Daily Achivement	Remaining
1	NASHIK DIV.	411635	411608	411574	0	61
2	AMRAVATI DIV.	268871	268234	268189	0	682
3	AURANGABAD DIV.	235120	234684	234674	0	446
4	NAGPUR DIV.	288089	287734	287720	0	369
5	KONKAN DIV.	69466	69454	69454	0	12
6	PUNE DIV.	119414	118859	118682	0	732
Total		1392595	1390573	1390293	0	2302

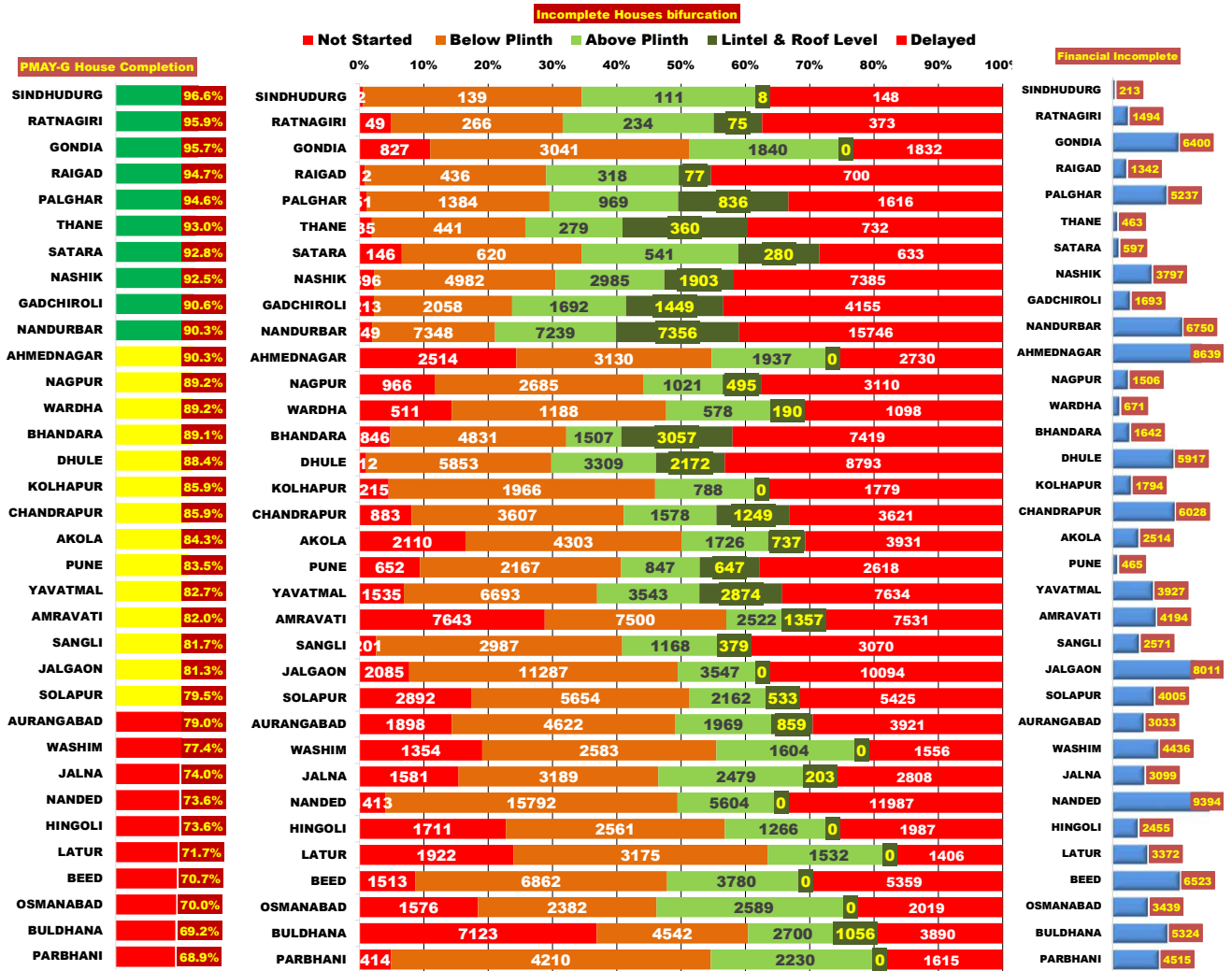
Sr. No.	District	Target (PWL+Awaas Plus)	07.09.2023	08.09.2023	Daily Achivement	Remaining
1	AURANGABAD	36139	36139	36139	0	0
2	BEED	34833	34810	34810	0	23
3	BULDHANA	44667	44619	44619	0	48
4	CHANDRAPUR	42434	42428	42428	0	6
5	GADCHIROLI	31617	31617	31617	0	0
6	GONDIA	95895	95895	95895	0	0
7	HINGOLI	18083	18083	18083	0	0
8	JALNA	24023	24023	24023	0	0
9	KOLHAPUR	17195	17194	17194	0	1
10	LATUR	20368	20368	20368	0	0
11	NAGPUR	36474	36314	36314	0	160
12	NANDURBAR	118784	118760	118760	0	24
13	PALGHAR	35188	35188	35188	0	0
14	PARBHANI	18803	18794	18794	0	9
15	RAIGAD	9819	9819	9819	0	0
16	RATNAGIRI	9791	9789	9789	0	2
17	SANGLI	21342	21280	21280	0	62
18	SATARA	14494	14439	14439	0	55
19	SINDHUDURG	5096	5086	5086	0	10
20	THANE	9572	9572	9572	0	0
21	YAVATMAL	63815	63599	63599	0	216
22	AKOLA	48121	47943	47942	-1	179
23	AMRAVATI	92905	92712	92711	-1	194
24	OSMANABAD	14142	13813	13812	-1	330
25	WARDHA	17861	17825	17823	-2	38
26	DHULE	64639	64638	64634	-4	5
27	NASHIK	89303	89303	89298	-5	5
28	PUNE	19276	19172	19165	-7	111
29	AHMEDNAGAR	60463	60466	60458	-8	5
30	NANDED	68729	68654	68645	-9	84
31	BHANDARA	63808	63655	63643	-12	165
32	JALGAON	78446	78441	78424	-17	22
33	WASHIM	19363	19361	19318	-43	45
34	SOLAPUR	47107	46774	46604	-170	503
Total		1392595	1390573	1390293	0	2302

प्रधानमंत्री आवास योजना - ग्रामीण : भूमिहीन लाभार्थी अहवाल

Sr. No.	District	Google Sheet Report			AwaasSoft Report			
		Total Landless	Provided land	Remaining	Landless beneficiaries tagged in AwaasSoft	Landless beneficiaries provided land	Remaining Landless	Remaining Tag (provided land)
1	DHULE	18	18	0	18	18	0	0
2	GADCHIROLI	9	9	0	9	9	0	0
3	GONDIA	2450	2450	0	2457	2329	128	121
4	KOLHAPUR	257	257	0	253	228	25	29
5	NANDURBAR	0	0	0	0	0	0	0
6	PALGHAR	11	11	0	11	11	0	0
7	RAIGAD	6	6	0	6	6	0	0
8	RATNAGIRI	23	23	0	23	23	0	0
9	SINDHUDURG	420	420	0	416	416	0	4
10	NANDED	354	322	32	372	263	109	59
11	THANE	112	80	32	118	60	58	20
12	BEED	212	125	87	364	66	298	59
13	SATARA	812	714	98	820	629	191	85
14	SANGLI	337	215	122	333	142	191	73
15	NASHIK	1704	1468	236	1681	1162	519	306
16	PARBHANI	307	63	244	297	54	243	9
17	WARDHA	2258	1852	406	2342	1801	541	51
18	PUNE	2069	1603	466	2057	867	1190	736
19	CHANDRAPUR	2452	1918	534	2502	1615	887	303
20	BHANDARA	4845	4115	730	4846	4247	599	-132
21	NAGPUR	4535	3725	810	4462	3531	931	194
22	HINGOLI	1713	796	917	1713	466	1247	330
23	JALNA	1359	406	953	1374	85	1289	321
24	LATUR	2193	1155	1038	2258	815	1443	340
25	JALGAON	22530	21460	1070	22575	20900	1675	560
26	WASHIM	2813	1685	1128	2829	1487	1342	198
27	OSMANABAD	2164	940	1224	2087	102	1985	838
28	YAVATMAL	3066	1781	1285	3191	1519	1672	262
29	AKOLA	6887	5405	1482	6829	5308	1521	97
30	AURANGABAD	3266	1700	1566	3155	1805	1350	-105
31	AHMEDNAGAR	7588	5242	2346	7800	5116	2684	126
32	SOLAPUR	6458	3961	2497	6083	3954	2129	7
33	BULDHANA	15352	9268	6084	15685	9146	6539	122
34	AMRAVATI	20601	13785	6816	20351	13261	7090	524
	Total	119181	86978	32203	119317	81441	37876	5774

प्रधानमंत्री आवास योजना ग्रामीण - पूर्ण घरकूले

Sr. No.	Division	Sanction	07.09.2023	08.09.2023	Daily Achivement	Remaining	Completed & verified	Remaining verified
1	NASHIK DIV.	411574	365302	365383	81	46191	343717	21666
2	AMRAVATI DIV.	268189	214828	214905	77	53284	205269	9636
3	AURANGABAD DIV.	234674	171939	171997	58	62677	162084	9913
4	PUNE DIV.	118682	98572	98612	40	20070	94013	4599
5	NAGPUR DIV.	287720	261820	261843	23	25877	252338	9505
6	KONKAN DIV.	69454	65782	65796	14	3658	63372	2424
Total		1390293	1178243	1178536	293	211757	1120793	57743



प्रधानमंत्री आवास योजना ग्रामीण - पूर्ण घरकूले

Sr. No.	District	Sanction	07.09.2023	08.09.2023	Daily Achivement	Remaining	Completed & verified	Remaining verified
1	JALGAON	78424	63707	63760	53	14664	61797	1963
2	AKOLA	47942	40385	40436	51	7506	39066	1370
3	NANDED	68645	50516	50542	26	18103	48249	2293
4	SANGLI	21280	17374	17394	20	3886	16545	849
5	DHULE	64634	57127	57142	15	7492	53088	4054
6	JALNA	24023	17756	17770	14	6253	16571	1199
7	SOLAPUR	46604	37029	37042	13	9562	35363	1679
8	NASHIK	89298	82613	82625	12	6673	79032	3593
9	PALGHAR	35188	33282	33293	11	1895	31948	1345
10	NAGPUR	36314	32396	32405	9	3909	31147	1258
11	WASHIM	19318	14943	14952	9	4366	14362	590
12	YAVATMAL	63599	52608	52616	8	10983	48954	3662
13	AMRAVATI	92711	76027	76034	7	16677	73689	2345
14	BEED	34810	24594	24601	7	10209	22816	1785
15	GADCHIROLI	31617	28653	28658	5	2959	26205	2453
16	WARDHA	17823	15886	15891	5	1932	15356	535
17	HINGOLI	18083	13310	13314	4	4769	12776	538
18	KOLHAPUR	17194	14768	14771	3	2423	14401	370
19	LATUR	20368	14603	14606	3	5762	14111	495
20	PARBHANI	18794	12941	12944	3	5850	12364	580
21	SATARA	14439	13391	13394	3	1045	12852	542
22	BULDHANA	44619	30865	30867	2	13752	29198	1669
23	CHANDRAPUR	42428	36446	36448	2	5980	35111	1337
24	AHMEDNAGAR	60458	54588	54589	1	5869	53732	857
25	BHANDARA	63643	56711	56712	1	6931	53402	3310
26	GONDIA	95895	91728	91729	1	4166	91117	612
27	OSMANABAD	13812	9664	9665	1	4147	8406	1259
28	PUNE	19165	16010	16011	1	3154	14852	1159
29	RATNAGIRI	9789	9386	9387	1	402	9165	222
30	SINDHUDURG	5086	4913	4914	1	172	4826	88
31	THANE	9572	8899	8900	1	672	8457	443
32	AURANGABAD	36139	28555	28555	0	7584	26791	1764
33	NANDURBAR	118760	107267	107267	0	11493	96068	11199
34	RAIGAD	9819	9302	9302	0	517	8976	326
Total		1390293	1178243	1178536	293	211757	1120793	57743

राज्यपुरस्कृत आवास योजना ग्रामीण - मंजूरी

Sr. No.	Division	Target	07.09.2023	08.09.2023	Daily Achivement	Sanction %	Remaining	Sanction State Rank
1	AMRAVATI DIV.	157798	104758	104948	192	66.5%	52850	3
2	AURANGABAD DIV.	271650	179026	179156	141	66.0%	92494	6
3	NASHIK DIV.	207115	121536	121648	112	58.7%	85467	5
4	NAGPUR DIV.	166001	112579	112657	78	67.9%	53344	4
5	KONKAN DIV.	44680	35333	35333	0	79.1%	9347	1
6	PUNE DIV.	79398	64647	64621	0	81.4%	14777	2
Total		926642	617879	618363	523	66.7%	308279	

Sr. No.	District	Target	07.09.2023	08.09.2023	Daily Achivement	Sanction %	Remaining	Sanction State Rank
1	AKOLA	34781	19763	19955	192	57.4%	14826	28
2	HINGOLI	38798	22892	23021	129	59.3%	15777	30
3	DHULE	31410	19799	19869	70	63.3%	11541	25
4	CHANDRAPUR	56471	35589	35657	68	63.1%	20814	31
5	JALGAON	34417	25755	25796	41	75.0%	8621	20
6	BHANDARA	22211	16820	16828	8	75.8%	5383	16
7	PARBHANI	28866	18548	18554	6	64.3%	10312	22
8	LATUR	35747	26745	26749	4	74.8%	8998	21
9	BEED	33057	26170	26172	2	79.2%	6885	18
10	GADCHIROLI	20609	16297	16299	2	79.1%	4310	10
11	NASHIK	49930	25113	25114	1	50.3%	24816	33
12	AHMEDNAGAR	39938	34880	34880	0	87.3%	5058	14
13	AMRAVATI	36242	22807	22807	0	62.9%	13435	27
14	BULDHANA	28967	20453	20453	0	70.6%	8514	19
15	GONDIA	18712	13886	13886	0	74.2%	4826	12
16	JALNA	41057	19538	19538	0	47.6%	21519	32
17	KOLHAPUR	16830	12905	12905	0	76.7%	3925	8
18	NAGPUR	33291	18075	18075	0	54.3%	15216	29
19	NANDED	34410	22335	22335	0	64.9%	12075	26
20	NANDURBAR	51420	15989	15989	0	31.1%	35431	34
21	OSMANABAD	22761	17283	17283	0	75.9%	5478	17
22	PALGHAR	16073	11748	11748	0	73.1%	4325	11
23	RAIGAD	10569	8749	8749	0	82.8%	1820	5
24	RATNAGIRI	7197	6690	6690	0	93.0%	507	3
25	SANGLI	10132	8604	8604	0	84.9%	1528	4
26	SATARA	11532	11513	11513	0	99.8%	19	1
27	SINDHUDURG	2267	2110	2110	0	93.1%	157	2
28	SOLAPUR	23568	18485	18485	0	78.4%	5083	15
29	THANE	8574	6036	6036	0	70.4%	2538	6
30	WARDHA	14707	11912	11912	0	81.0%	2795	7
31	WASHIM	15828	10987	10987	0	69.4%	4841	13
32	YAVATMAL	41980	30748	30746	-2	73.2%	11234	23
33	AURANGABAD	36954	25515	25504	-11	69.0%	11450	24
34	PUNE	17336	13140	13114	-26	75.6%	4222	9
Total		926642	617879	618363	523	66.7%	308279	

राज्यपुरस्कृत आवास योजना ग्रामीण - प्रलंबीत मंजूरी

Sr. No.	Division	रमाई आवास योजना	शबरी आवास योजना	आदीम आवास योजना	पारधी आवास योजना	य.च.मु.व योजना	पुण्यश्लोक अहिल्यादेवी होळकर घरकुल योजना	एकूण
1	KONKAN DIV.	1469	7828	25	3	22	0	9347
2	PUNE DIV.	10908	3630	4	55	20	160	14777
3	AMRAVATI DIV.	31958	19856	145	9	875	7	52850
4	NAGPUR DIV.	27249	22392	122	2	3563	16	53344
5	NASHIK DIV.	21449	63908	61	19	1	29	85467
6	AURANGABAD DIV.	61794	27190	238	26	2360	886	92494
	Total	154827	144804	595	114	6841	1098	308279

Sr. No.	District	रमाई आवास योजना	शबरी आवास योजना	आदीम आवास योजना	पारधी आवास योजना	य.च.मु.व योजना	पुण्यश्लोक अहिल्यादेवी होळकर घरकुल योजना	एकूण
1	SATARA	19	0	0	0	0	0	19
2	SINDHUDURG	127	14	16	0	0	0	157
3	RATNAGIRI	400	84	0	1	22	0	507
4	SANGLI	1486	30	0	12	0	0	1528
5	RAIGAD	522	1296	0	2	0	0	1820
6	THANE	321	2211	6	0	0	0	2538
7	WARDHA	587	2185	23	0	0	0	2795
8	KOLHAPUR	3730	35	0	0	0	160	3925
9	PUNE	860	3324	4	14	20	0	4222
10	GADCHIROLI	1080	3204	26	0	0	0	4310
11	PALGHAR	99	4223	3	0	0	0	4325
12	GONDIA	3233	1578	0	0	0	15	4826
13	WASHIM	3625	1216	0	0	0	0	4841
14	AHMEDNAGAR	2653	2405	0	0	0	0	5058
15	SOLAPUR	4813	241	0	29	0	0	5083
16	BHANDARA	3871	1446	0	0	65	1	5383
17	OSMANABAD	5075	264	0	0	139	0	5478
18	BEED	5581	1298	0	6	0	0	6885
19	BULDHANA	5765	2742	0	0	0	7	8514
20	JALGAON	3575	5014	0	3	0	29	8621
21	LATUR	7161	933	0	4	67	833	8998
22	PARBHANI	7664	2552	0	0	48	48	10312
23	YAVATMAL	5759	4617	145	1	712	0	11234
24	AURANGABAD	7172	4272	0	6	0	0	11450
25	DHULE	3860	7680	0	0	1	0	11541
26	NANDED	5212	6617	238	8	0	0	12075
27	AMRAVATI	5253	8012	0	7	163	0	13435
28	AKOLA	11556	3269	0	1	0	0	14826
29	NAGPUR	12086	3126	0	0	4	0	15216
30	HINGOLI	6950	8827	0	0	0	0	15777
31	CHANDRAPUR	6392	10853	73	2	3494	0	20814
32	JALNA	16979	2427	0	2	2106	5	21519
33	NASHIK	10414	14335	61	6	0	0	24816
34	NANDURBAR	947	34474	0	10	0	0	35431
	Total	154827	144804	595	114	6841	1098	308279

राज्यपुरस्कृत आवास योजना ग्रामीण - पूर्ण घरकूले

Sr. No.	Division	Sanction	07.09.2023	08.09.2023	Daily Achivement	Completion %	Remaining	To be Completed in Per Day till 30.11.23
1	NAGPUR DIV.	112657	75080	75158	78	66.7%	37499	452
2	AURANGABAD DIV.	179156	117243	117313	70	65.5%	61843	745
3	AMRAVATI DIV.	104948	72940	72999	59	69.6%	31949	385
4	NASHIK DIV.	121648	93376	93415	39	76.8%	28233	340
5	PUNE DIV.	64621	54087	54112	25	83.7%	10509	127
6	KONKAN DIV.	35333	26169	26179	10	74.1%	9154	110
	Total	618363	438895	439176	281	71.0%	179187	2159

Sr. No.	District	Sanction	07.09.2023	08.09.2023	Daily Achivement	Completion %	Remaining	To be Completed in Per Day till 30.11.23
1	CHANDRAPUR	35657	20072	20119	47	56.4%	15538	187
2	BEED	26172	16607	16626	19	63.5%	9546	115
3	HINGOLI	23021	11005	11024	19	47.9%	11997	145
4	DHULE	19869	13969	13986	17	70.4%	5883	71
5	YAVATMAL	30746	20207	20224	17	65.8%	10522	127
6	AMRAVATI	22807	15679	15693	14	68.8%	7114	86
7	NANDED	22335	13408	13422	14	60.1%	8913	107
8	WASHIM	10987	8288	8300	12	75.5%	2687	32
9	SOLAPUR	18485	15499	15510	11	83.9%	2975	36
10	AKOLA	19955	13680	13690	10	68.6%	6265	75
11	GONDIA	13886	11030	11040	10	79.5%	2846	34
12	GADCHIROLI	16299	11878	11887	9	72.9%	4412	53
13	JALGAON	25796	18758	18767	9	72.8%	7029	85
14	LATUR	26749	20459	20468	9	76.5%	6281	76
15	NANDURBAR	15989	11115	11124	9	69.6%	4865	59
16	SANGLI	8604	7228	7237	9	84.1%	1367	16
17	THANE	6036	4187	4195	8	69.5%	1841	22
18	BULDHANA	20453	15086	15092	6	73.8%	5361	65
19	WARDHA	11912	9605	9611	6	80.7%	2301	28
20	NASHIK	25114	19499	19503	4	77.7%	5611	68
21	BHANDARA	16828	12874	12877	3	76.5%	3951	48
22	JALNA	19538	13001	13004	3	66.6%	6534	79
23	NAGPUR	18075	9621	9624	3	53.2%	8451	102
24	OSMANABAD	17283	11360	11363	3	65.7%	5920	71
25	PARBHANI	18554	14259	14262	3	76.9%	4292	52
26	SATARA	11513	9862	9865	3	85.7%	1648	20
27	PUNE	13114	10466	10468	2	79.8%	2646	32
28	SINDHUDURG	2110	2021	2023	2	95.9%	87	1
29	AHMEDNAGAR	34880	30035	30035	0	86.1%	4845	58
30	AURANGABAD	25504	17144	17144	0	67.2%	8360	101
31	KOLHAPUR	12905	11032	11032	0	85.5%	1873	23
32	PALGHAR	11748	8441	8441	0	71.9%	3307	40
33	RAIGAD	8749	5249	5249	0	60.0%	3500	42
34	RATNAGIRI	6690	6271	6271	0	93.7%	419	5
	Total	618363	438895	439176	281	71.0%	179187	2159

राज्य योजना अपूर्ण घरकुले

Sr. No.	Division	रमाई आवास योजना	शबरी आवास योजना	आदीम आवास योजना	पारधी आवास योजना	य.च.मु.व योजना	पुण्यश्लोक अहिल्यादेवी होळकर घरकुल योजना	एकूण
1	KONKAN DIV.	1024	7599	511	0	8	12	9154
2	PUNE DIV.	9054	926	56	57	51	365	10509
3	NASHIK DIV.	11709	16132	25	126	78	163	28233
4	AMRAVATI DIV.	16963	10944	2195	199	1567	81	31949
5	NAGPUR DIV.	11216	20496	764	23	4979	21	37499
6	AURANGABAD DIV.	51770	9198	46	63	464	302	61843
	Total	101736	65295	3597	468	7147	944	179187

Sr. No.	District	रमाई आवास योजना	शबरी आवास योजना	आदीम आवास योजना	पारधी आवास योजना	य.च.मु.व योजना	पुण्यश्लोक अहिल्यादेवी होळकर घरकुल योजना	एकूण
1	SINDHUDURG	86	1	0	0	0	0	87
2	RATNAGIRI	386	21	4	0	8	0	419
3	AHMEDNAGAR	2609	2200	0	16	20	0	4845
4	SATARA	1579	38	0	0	31	0	1648
5	KOLHAPUR	1477	12	0	0	19	365	1873
6	SANGLI	1356	7	0	4	0	0	1367
7	SOLAPUR	2889	77	0	8	1	0	2975
8	WARDHA	1453	622	225	1	0	0	2301
9	PUNE	1753	792	56	45	0	0	2646
10	GONDIA	1405	1441	0	0	0	0	2846
11	NASHIK	2536	3021	25	29	0	0	5611
12	PARBHANI	3211	677	0	0	202	202	4292
13	BHANDARA	1533	1199	0	0	1198	21	3951
14	LATUR	6152	129	0	0	0	0	6281
15	WASHIM	1740	943	0	2	0	2	2687
16	BULDHANA	4783	482	0	17	0	79	5361
17	GADCHIROLI	1355	2769	288	0	0	0	4412
18	JALGAON	3317	3482	0	67	0	163	7029
19	PALGHAR	65	3122	120	0	0	0	3307
20	DHULE	2263	3548	0	14	58	0	5883
21	NANDURBAR	984	3881	0	0	0	0	4865
22	THANE	254	1361	226	0	0	0	1841
23	AMRAVATI	3408	3545	0	28	133	0	7114
24	AKOLA	4734	1496	0	35	0	0	6265
25	AURANGABAD	7049	1304	0	7	0	0	8360
26	JALNA	6238	72	0	7	117	100	6534
27	YAVATMAL	2298	4478	2195	117	1434	0	10522
28	OSMANABAD	5657	77	0	41	145	0	5920
29	BEED	9067	471	0	8	0	0	9546
30	NANDED	8435	432	46	0	0	0	8913
31	RAIGAD	233	3094	161	0	0	12	3500
32	CHANDRAPUR	4624	6873	251	16	3774	0	15538
33	NAGPUR	846	7592	0	6	7	0	8451
34	HINGOLI	5961	6036	0	0	0	0	11997
	Total	101736	65295	3597	468	7147	944	179187

प्रधानमंत्री आवास योजना ग्रामीण - हप्ते वितरण

Sr. No.	Division	1st Installment (Daily Achivement)	1st Installment Remaining	2nd Installment (Daily Achivement)	2nd Installment Remaining	3rd Installment (Daily Achivement)	3rd Installment Remaining
1	NAGPUR DIV.	13	4246	22	17410	19	8216
2	AURANGABAD DIV.	11	12028	17	42793	22	21449
3	AMRAVATI DIV.	12	19765	10	25621	18	12095
4	NASHIK DIV.	6	5956	15	32600	18	19017
5	PUNE DIV.	4	4106	11	13394	17	5506
6	KONKAN DIV.	0	149	1	2666	8	1911
Total		46	46250	76	134484	102	68194

PMAY-G 1st Ins Pending

SINDHUDURG	2
RAIGAD	12
THANE	35
RATNAGIRI	49
PALGHAR	51
SATARA	146
SANGLI	201
DHULE	212
GADCHIROLI	213
KOLHAPUR	215
NASHIK	396
PARBHANI	414
WARDHA	511
PUNE	652
NANDURBAR	749
GONDIA	827
BHANDARA	846
CHANDRAPUR	883
NAGPUR	966
WASHIM	1354
NANDED	1413
BEED	1513
YAVATMAL	1535
OSMANABAD	1576
JALNA	1581
HINGOLI	1711
AURANGABAD	1898
LATUR	1922
JALGAON	2085
AKOLA	2110
AHMEDNAGAR	2514
SOLAPUR	2892
BULDHANA	7123
AMRAVATI	7643

PMAY-G 2nd Ins Pending

SINDHUDURG	139
RATNAGIRI	266
RAIGAD	436
THANE	441
SATARA	620
WARDHA	1188
PALGHAR	1384
KOLHAPUR	1966
GADCHIROLI	2058
PUNE	2167
OSMANABAD	2382
HINGOLI	2561
WASHIM	2583
NAGPUR	2685
SANGLI	2987
GONDIA	3041
AHMEDNAGAR	3130
LATUR	3175
JALNA	3189
CHANDRAPUR	3607
PARBHANI	4210
AKOLA	4303
BULDHANA	4542
AURANGABAD	4622
BHANDARA	4831
NASHIK	4982
SOLAPUR	5654
DHULE	5853
YAVATMAL	6693
BEED	6862
NANDURBAR	7348
AMRAVATI	7500
JALGAON	11287
NANDED	15792

PMAY-G 3rd Ins Pending

SINDHUDURG	111
RATNAGIRI	234
THANE	279
RAIGAD	318
SATARA	541
WARDHA	578
KOLHAPUR	788
PUNE	847
PALGHAR	969
NAGPUR	1021
SANGLI	1168
HINGOLI	1266
BHANDARA	1507
LATUR	1532
CHANDRAPUR	1578
WASHIM	1604
GADCHIROLI	1692
AKOLA	1726
GONDIA	1840
AHMEDNAGAR	1937
AURANGABAD	1969
SOLAPUR	2162
PARBHANI	2230
JALNA	2479
AMRAVATI	2522
OSMANABAD	2589
BULDHANA	2700
NASHIK	2985
DHULE	3309
YAVATMAL	3543
JALGAON	3547
BEED	3780
NANDED	5604
NANDURBAR	7239

प्रधानमंत्री आवास योजना ग्रामीण - हप्ते वितरण

Sr. No.	District	1st Installment (Daily Achivement)	1st Installment Remaining	2nd Installment (Daily Achivement)	2nd Installment Remaining	3rd Installment (Daily Achivement)	3rd Installment Remaining
1	BHANDARA	13	846	15	4831	16	1507
2	SOLAPUR	4	2892	11	5654	16	2162
3	AMRAVATI	3	7643	5	7500	10	2522
4	YAVATMAL	8	1535	5	6693	5	3543
5	NASHIK	4	396	2	4982	10	2985
6	NANDED	7	1413	4	15792	4	5604
7	JALGAON	1	2085	8	11287	5	3547
8	AURANGABAD	2	1898	3	4622	8	1969
9	BEED	1	1513	6	6862	5	3780
10	PALGHAR	0	51	1	1384	7	969
11	AHMEDNAGAR	1	2514	4	3130	0	1937
12	WARDHA	0	511	3	1188	2	578
13	AKOLA	1	2110	0	4303	3	1726
14	CHANDRAPUR	0	883	2	3607	1	1578
15	HINGOLI	0	1711	0	2561	3	1266
16	JALNA	0	1581	2	3189	1	2479
17	DHULE	0	212	1	5853	1	3309
18	LATUR	0	1922	2	3175	0	1532
19	NANDURBAR	0	749	0	7348	2	7239
20	PARBHANI	1	414	0	4210	1	2230
21	GADCHIROLI	0	213	1	2058	0	1692
22	GONDIA	0	827	1	3041	0	1840
23	PUNE	0	652	0	2167	1	847
24	SINDHUDURG	0	2	0	139	1	111
25	BULDHANA	0	7123	0	4542	0	2700
26	KOLHAPUR	0	215	0	1966	0	788
27	NAGPUR	0	966	0	2685	0	1021
28	OSMANABAD	0	1576	0	2382	0	2589
29	RAIGAD	0	12	0	436	0	318
30	RATNAGIRI	0	49	0	266	0	234
31	SANGLI	0	201	0	2987	0	1168
32	SATARA	0	146	0	620	0	541
33	THANE	0	35	0	441	0	279
34	WASHIM	0	1354	0	2583	0	1604
	Total	46	46250	76	134484	102	68194

राज्यपुरस्कृत आवास योजना ग्रामीण - हप्ते वितरण

Sr. No.	Division	1st Installment (Daily Achivement)	1st Installment Remaining	2nd Installment (Daily Achivement)	2nd Installment Remaining	3rd Installment (Daily Achivement)	3rd Installment Remaining
1	NASHIK DIV.	454	5898	93	11597	58	5449
2	AMRAVATI DIV.	147	5364	47	15513	49	4938
3	AURANGABAD DIV.	40	12714	89	29713	105	13104
4	NAGPUR DIV.	92	10459	40	17963	32	4234
5	KONKAN DIV.	2	2856	10	3089	23	1240
6	PUNE DIV.	10	2313	6	4460	12	1724
Total		745	39604	285	82335	279	30689

State Schemes 1st Ins Pending

SINDHUDURG	4
RATNAGIRI	42
PALGHAR	124
SANGLI	198
PUNE	302
BULDHANA	441
WASHIM	454
GONDIA	490
KOLHAPUR	511
SOLAPUR	553
AHMEDNAGAR	584
AKOLA	674
SATARA	749
WARDHA	759
PARBHANI	777
DHULE	815
GADCHIROLI	855
BHANDARA	878
JALNA	894
LATUR	961
JALGAON	962
THANE	1093
OSMANABAD	1145
BEED	1241
AMRAVATI	1579
RAIGAD	1593
NASHIK	1623
AURANGABAD	1739
NANDURBAR	1914
NANDED	2207
YAVATMAL	2216
CHANDRAPUR	3139
HINGOLI	3750
NAGPUR	4338

State Schemes 2nd Ins Pending

SINDHUDURG	53
RATNAGIRI	115
THANE	263
SATARA	462
SANGLI	638
NANDURBAR	714
WARDHA	947
KOLHAPUR	965
RAIGAD	1026
PUNE	1058
SOLAPUR	1337
GONDIA	1368
WASHIM	1461
GADCHIROLI	1508
PALGHAR	1632
BHANDARA	1740
BULDHANA	1751
NASHIK	1957
JALNA	2368
PARBHANI	2480
DHULE	2485
AHMEDNAGAR	2778
LATUR	2787
NAGPUR	3316
OSMANABAD	3393
AURANGABAD	3483
AKOLA	3493
JALGAON	3663
AMRAVATI	3678
BEED	3971
YAVATMAL	5130
NANDED	5255
HINGOLI	5976
CHANDRAPUR	9084

State Schemes 3rd Ins Pending

SINDHUDURG	19
RATNAGIRI	81
THANE	153
SATARA	184
KOLHAPUR	245
WARDHA	251
SANGLI	271
NAGPUR	362
BHANDARA	363
RAIGAD	427
PUNE	465
GONDIA	540
SOLAPUR	559
PALGHAR	560
WASHIM	675
AMRAVATI	729
NASHIK	810
NANDURBAR	828
PARBHANI	941
AKOLA	963
GADCHIROLI	1032
BULDHANA	1045
DHULE	1168
AHMEDNAGAR	1221
OSMANABAD	1240
JALGAON	1422
HINGOLI	1524
YAVATMAL	1526
NANDED	1553
LATUR	1556
AURANGABAD	1648
CHANDRAPUR	1686
JALNA	1813
BEED	2829

राज्यपुरस्कृत आवास योजना ग्रामीण -हप्ते वितरण

Sr. No.	District	1st Installment (Daily Achivement)	1st Installment Remaining	2nd Installment (Daily Achivement)	2nd Installment Remaining	3rd Installment (Daily Achivement)	3rd Installment Remaining
1	NASHIK	367	1623	20	1957	17	810
2	AHMEDNAGAR	86	584	64	2778	18	1221
3	BEED	23	1241	43	3971	36	2829
4	YAVATMAL	60	2216	16	5130	22	1526
5	AMRAVATI	71	1579	6	3678	12	729
6	CHANDRAPUR	42	3139	18	9084	3	1686
7	JALNA	3	894	20	2368	37	1813
8	NAGPUR	32	4338	7	3316	2	362
9	LATUR	11	961	12	2787	16	1556
10	AKOLA	15	674	16	3493	4	963
11	JALGAON	1	962	8	3663	19	1422
12	PALGHAR	0	124	7	1632	20	560
13	GADCHIROLI	11	855	8	1508	7	1032
14	BHANDARA	2	878	6	1740	14	363
15	AURANGABAD	0	1739	10	3483	10	1648
16	BULDHANA	1	441	8	1751	9	1045
17	PUNE	8	302	3	1058	3	465
18	PARBHANI	2	777	3	2480	3	941
19	SANGLI	0	198	1	638	7	271
20	GONDIA	3	490	1	1368	3	540
21	RAIGAD	2	1593	3	1026	2	427
22	SOLAPUR	1	553	2	1337	2	559
23	WARDHA	2	759	0	947	3	251
24	NANDED	0	2207	1	5255	3	1553
25	NANDURBAR	0	1914	0	714	3	828
26	WASHIM	0	454	1	1461	2	675
27	DHULE	0	815	1	2485	1	1168
28	OSMANABAD	1	1145	0	3393	0	1240
29	RATNAGIRI	0	42	0	115	1	81
30	SATARA	1	749	0	462	0	184
31	HINGOLI	0	3750	0	5976	0	1524
32	KOLHAPUR	0	511	0	965	0	245
33	SINDHUDURG	0	4	0	53	0	19
34	THANE	0	1093	0	263	0	153
	Total	745	39604	285	82335	279	30689

प्रधानमंत्री आवास योजना ग्रामीण - Delayed Houses

■ पहिला हप्ता मिळाल्यानंतर १२ महिने उलटूनही अपूर्ण घरकुले
 ■ पहिला हप्ता मिळाल्यानंतर १८ महिने उलटूनही अपूर्ण घरकुले
 ■ पहिला हप्ता मिळाल्यानंतर १० दिवसानंतरही दुसरा हप्ता न मिळालेली घरकुले
 ■ दुसरा हप्ता मिळाल्यानंतर १० दिवसानंतरही तिसरा हप्ता न मिळालेली घरकुले
 ■ तिसरा हप्ता मिळाल्यानंतर १० दिवसानंतरही अपूर्ण घरांची संख्या

जिल्हा	पहिला हप्ता मिळाल्यानंतर १२ महिने उलटूनही अपूर्ण घरकुले	पहिला हप्ता मिळाल्यानंतर १८ महिने उलटूनही अपूर्ण घरकुले	पहिला हप्ता मिळाल्यानंतर १० दिवसानंतरही दुसरा हप्ता न मिळालेली घरकुले	दुसरा हप्ता मिळाल्यानंतर १० दिवसानंतरही तिसरा हप्ता न मिळालेली घरकुले	तिसरा हप्ता मिळाल्यानंतर १० दिवसानंतरही अपूर्ण घरांची संख्या
AHMEDNAGAR	2730	1539	3021	1646	34
AKOLA	3931	3073	3542	1051	565
AMRAVATI	7531	5064	6810	1748	1159
AURANGABAD	3921	2057	4318	1386	715
BEED	5359	1783	5920	2206	557
BHANDARA	7419	4347	4091	1063	2598
BULDHANA	3890	1922	4097	1501	879
CHANDRAPUR	3621	1819	3128	1028	774
DHULE	8793	3851	5548	2584	1845
GADCHIROLI	4155	2411	2003	1405	1316
GONDIA	1832	1495	2830	1410	221
HINGOLI	1987	635	2387	816	166
JALGAON	10094	6288	10703	2466	607
JALNA	2808	1005	2972	1649	444
KOLHAPUR	1779	830	1710	573	148
LATUR	1406	643	3083	886	109
NAGPUR	3110	2258	2465	823	627
NANDED	11987	8232	15002	3513	393
NANDURBAR	15746	9847	7118	5905	6367
NASHIK	7385	4042	4615	2427	1753
OSMANABAD	2019	551	1562	2334	12
PALGHAR	1616	537	1292	823	857
PARBHANI	1615	669	3897	1306	116
PUNE	2618	1698	1903	702	621
RAIGAD	700	428	422	271	164
RATNAGIRI	373	34	253	197	144
SANGLI	3070	2005	2770	819	309
SATARA	633	246	563	360	241
SINDHUDURG	148	53	134	103	37
SOLAPUR	5425	4143	5094	1453	619
THANE	732	167	441	239	294
WARDHA	1098	661	958	492	204
WASHIM	1556	748	2213	1135	44
YAVATMAL	7634	4040	6324	2575	2000